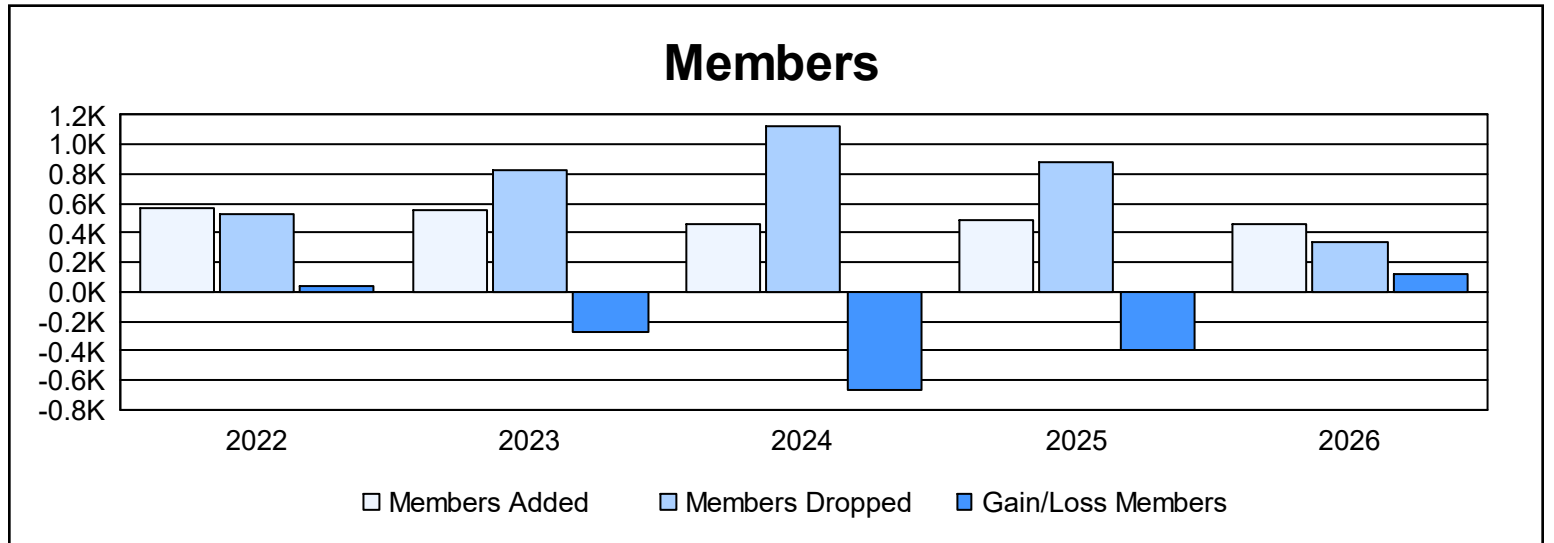
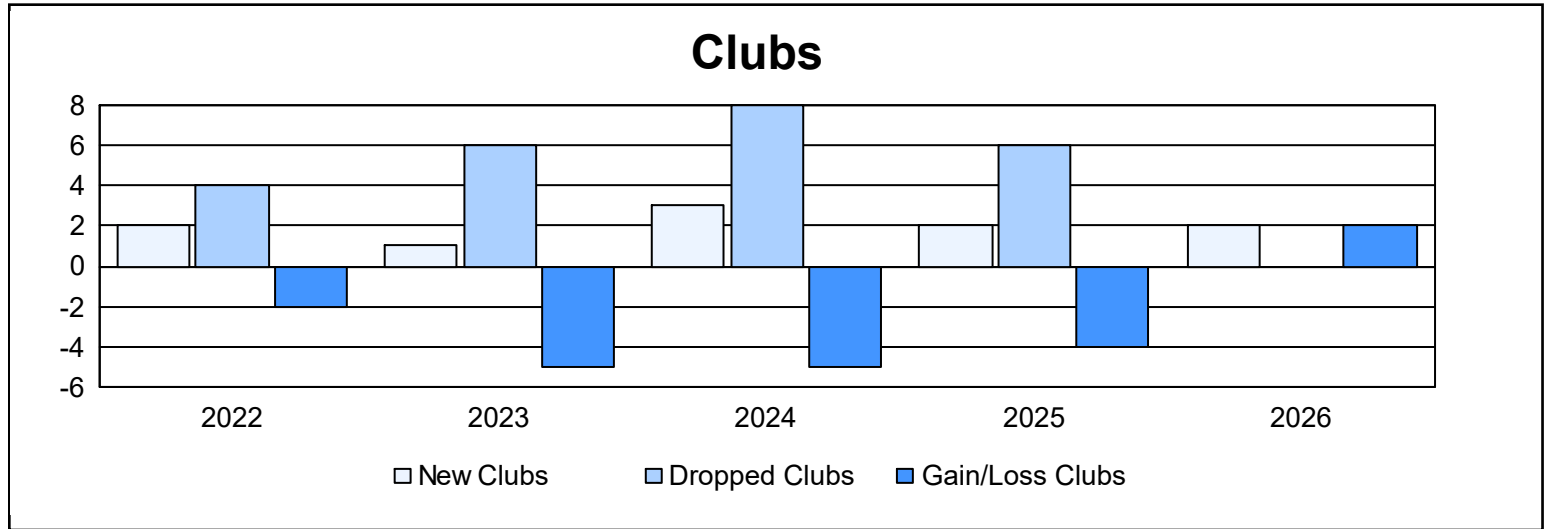
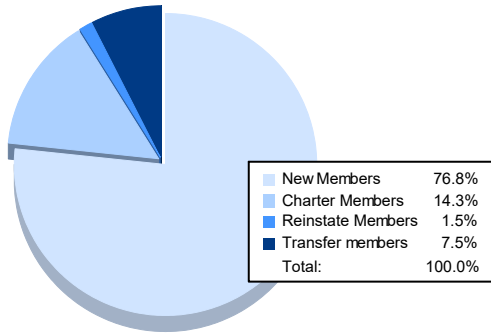


Year	New Clubs	Dropped Clubs	Gain/ Loss Clubs	New Members	Charter Members	Reinstate Members	Transfer Members	Total Member Added	Total Members Dropped	Gain/ Loss Members
2021-2022	2	4	-2	483	64	7	11	565	521	44
2022-2023	1	6	-5	414	32	39	70	555	828	-273
2023-2024	3	8	-5	325	103	18	15	461	1,127	-666
2024-2025	2	6	-4	394	46	30	18	488	883	-395
2025-2026	2	0	2	350	65	7	34	456	334	122
<b>Average</b>	<b>2</b>	<b>5</b>	<b>-3</b>	<b>393</b>	<b>62</b>	<b>20</b>	<b>30</b>	<b>505</b>	<b>739</b>	<b>-234</b>



### Membership Composition April 2026 Cumulative



### Gender Composition April 2026 Cumulative

